

# Twelve things for you and your family to remember in ANY situation

**1** Anything you say can be used against you.

**2** You have the right to remain silent.



**3**

If you wish to remain silent, say it out loud or show your Know Your Rights card.

Get one on page 13!



**4** Always carry U.S. identification and copies of immigration documents.

**5** Never carry false documents or documents from another country.

**6** Never lie to officers.

**7** You have the right to speak with your attorney.

**8**

Never run in a raid or if you are approached by officers.



**9**

Never physically fight back if you are being arrested or detained.



**10**

You have the right to refuse to sign anything before speaking with your attorney.




**11**

If you are in police custody or detention, do not discuss your immigration information or criminal history with ANYONE other than your attorney.

**12**


If you are questioned or in a raid, write down what happened in detail as soon as it is safe to do so. Tell your attorney and your support groups right away.




- DO NOT OPEN THE DOOR. Ask for ID (look through a window).
- Officers can only enter with a valid warrant or with your permission.
- Ask to see a warrant. If it is not valid, ask the officers to leave.
- If officers enter (with or without a valid warrant) say you do not consent. Tell them if there are children, elderly or sick people in the house.



- Do not run.
- Before saying anything (including your name) ask, "Am I free to go?"
- If yes, walk away slowly. If no, do not walk away.
- In some states, you must give your name.
- If you are searched, stay calm and say "I do not consent to this search."



- Officers can only enter with a valid warrant or with permission from your employer.
- Have an emergency plan with your co-workers (see p. 18).
- If your employer is not available or has given permission to officers to enter, know who will speak to officers. The person should ask for identification and a warrant.
- If you are searched, stay calm and say, "I do not consent to this search."



- Pull over, turn the car off and put your hands on the steering wheel.
- Follow all instructions, including providing license, registration and insurance. Do not give fake documents.
- If officer searches your car, stay calm and say, "I do not consent to this search."



- Request a phone call to your attorney or other emergency contact.
- Use your Know Your Rights card. Remember your right to remain silent and say you will not sign anything before speaking with your attorney.
- Request a copy of all papers your attorney submits to the judge as part of your case.



- Request a phone call to your attorney or other emergency contact and your consulate.
- Use your Know Your Rights card. Remember your rights to remain silent and to refuse to sign anything before speaking with your attorney.
- Request a copy of all papers in your case.
- Request to be released on bond.